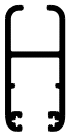




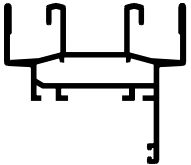



ARTICOLO	SEZIONE	PESO gr/ml	DESCRIZIONE
R 4648		585	ANTA SCORREVOLE VETRO AD INFILARE DA 10 mm
R 4649		745	TELAIO / BINARIO A 2 VIE
R 4650		285	AGGANCIO TRA LE ANTE
M 0577		200	PORTAZANZARIERA
R 4664		568	ANTA SCORREVOLE VETRO AD INFILARE DA 19 mm
R 4761		1200	TELAIO / BINARIO 2 VIE BATTUTA DA 25 mm E PORTAZANZARIERE INTERNE ED ESTERNE
M 0099		324	PORTARETE MOBILE

