

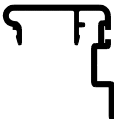
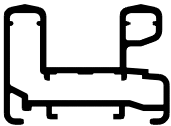
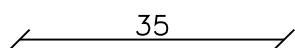
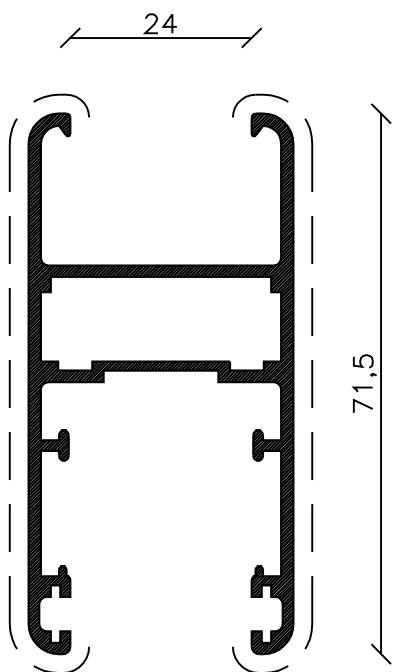
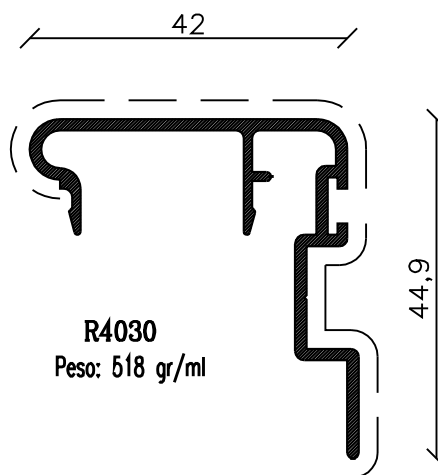


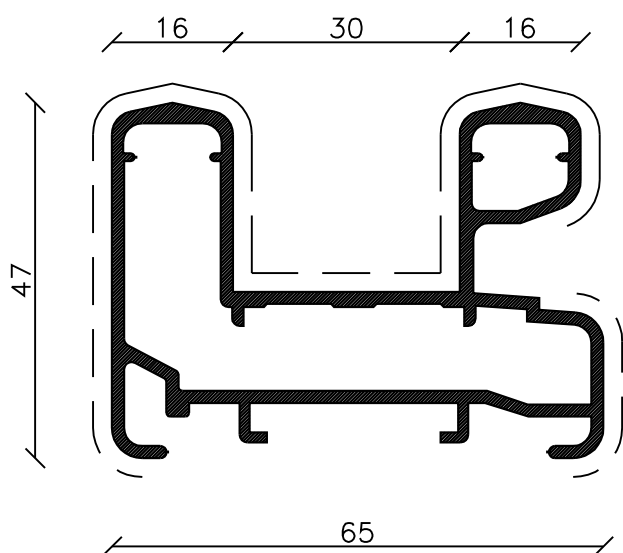
ARTICOLO	SEZIONE	PESO gr/ml	CODICE DI RIFERIMENTO	DESCRIZIONE
R4028		1064		ANTA VETRO INFILO DA 24mm
R4029		342		PORTAZANZARIERA
R4030		518		TAPPO DI INVERSIONE
R4031		1386		TELAIO/BINARIO A 2 VIE



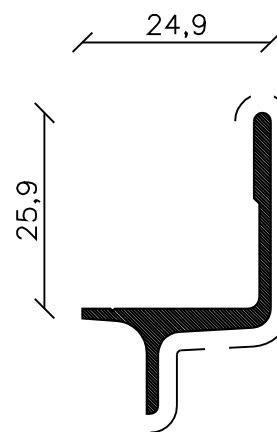
R4028
Peso: 1064 gr/ml



R4030
Peso: 518 gr/ml



R4031
Peso: 1386 gr/ml



R4029
Peso: 342 gr/ml