








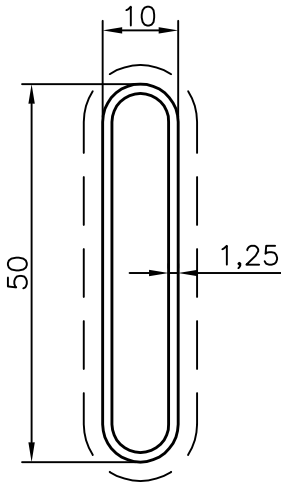


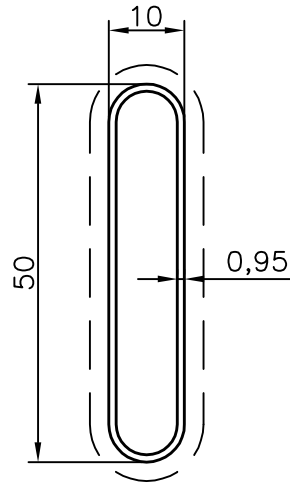
# Lamelle Fisse

CODICE	SEZIONE	Peso gr/ml
M0230		363
M0277		325
M0933		464
R3627		280
R4580		280
R4582		322
R4600		265
R4715		414
R5258		420

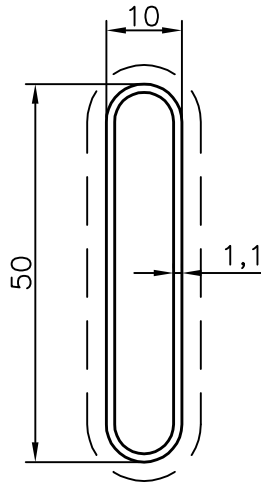
CODICE	SEZIONE	Peso gr/ml
		<span style="border: 1px solid black; border-radius: 50%; padding: 2px 5px;">37</span>



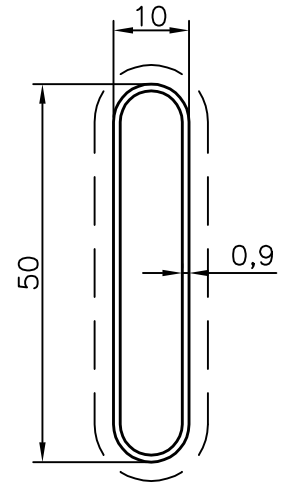
**M0230**  
P= 363 gr/ml



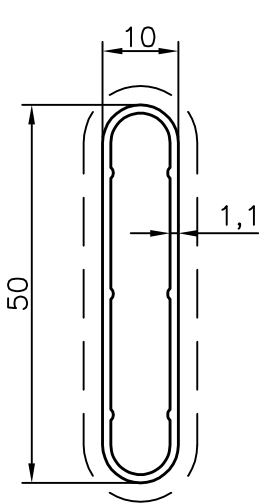
**R4580**  
P= 280 gr/ml



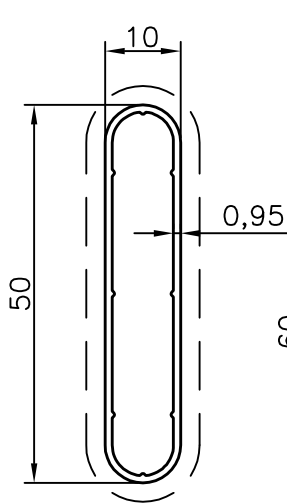
**R4582**  
P= 322 gr/ml



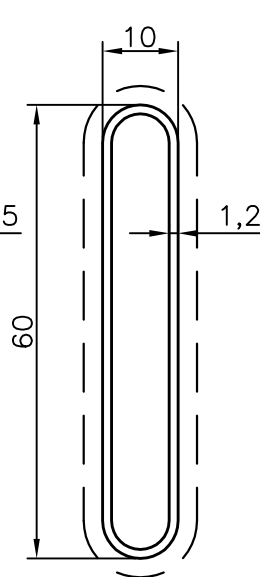
**R4600**  
P= 265 gr/ml



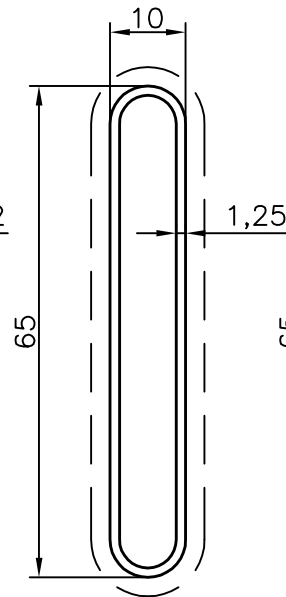
**M0277**  
P= 325 gr/ml



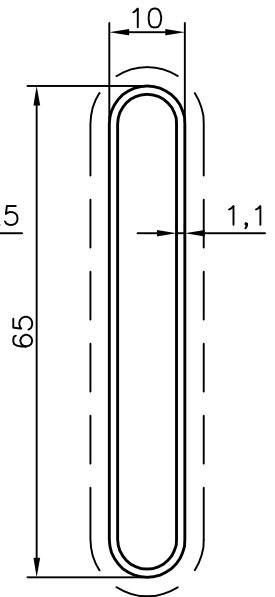
**R3627**  
P= 280 gr/ml



**R4715**  
P= 414 gr/ml



**M0933**  
P= 464 gr/ml



**R5258**  
P= 420 gr/ml